

Episode: VT-1 (162 bpm / 370 ms)

VT/VF Episode 1 of 1

Page 1 of 3

Duration 00:12 (M:S) No Alerts
Detection Criteria 160 - 180 bpm

Therapy

1) ATP

Results

1) Below Rate Detection
(CL 740 ms)

ATP Therapy Details

VT-1 ATP Therapy

Successful BCL 324 ms

Therapy 1

Burst 1 324, 314, 304, 294, 284, 274, 264, 254, 244, 234,
224 ms

Diagnosis Summary

Diagnosis

VT-1

Time to Diagnosis 4.00 sec
Rate (CL) 162 bpm (370 ms)
Zone VT-1
Rate Branch Classification VT (V > A) Rate Branch

SVT Criteria Statistics

SVT Diagnoses during this episode 0

DeFT Response™ Settings (Shock Waveform)

| | | | 1st Phase | 2nd Phase |
|-----------------------|-----------------|-------------------|---------------|---------------|
| Waveform | Biphasic | VF Shocks (Defib) | 65 % | 65 % |
| Waveform Mode | Tilt | VT Shocks (CVRT) | Same as Defib | Same as Defib |
| Shock Configuration | RV to SVC & Can | | | |
| RV Polarity | Anode(+) | | | |
| Defib Max Sensitivity | 0.3 mV | | | |



VT/VF Episode 1 of 1

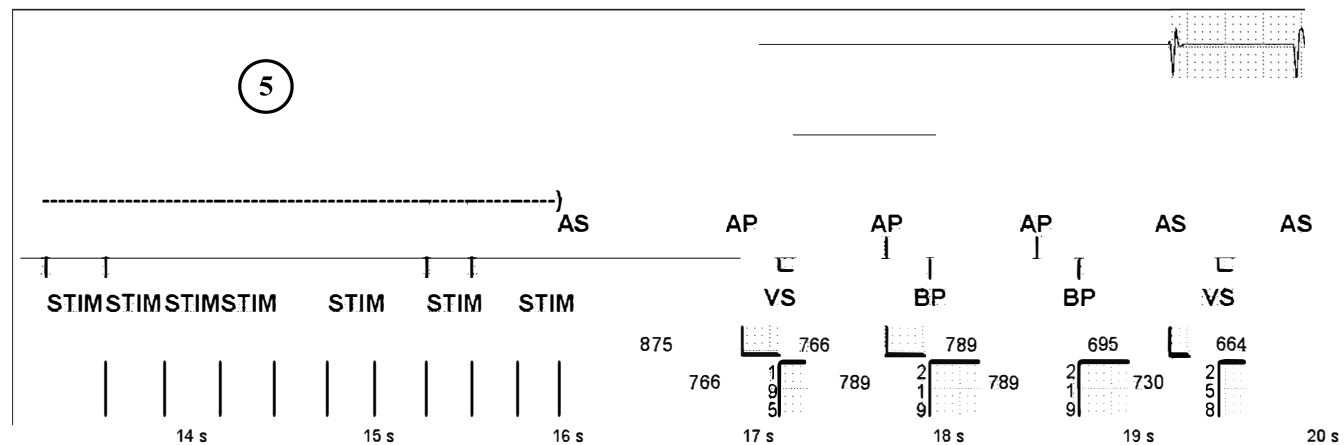
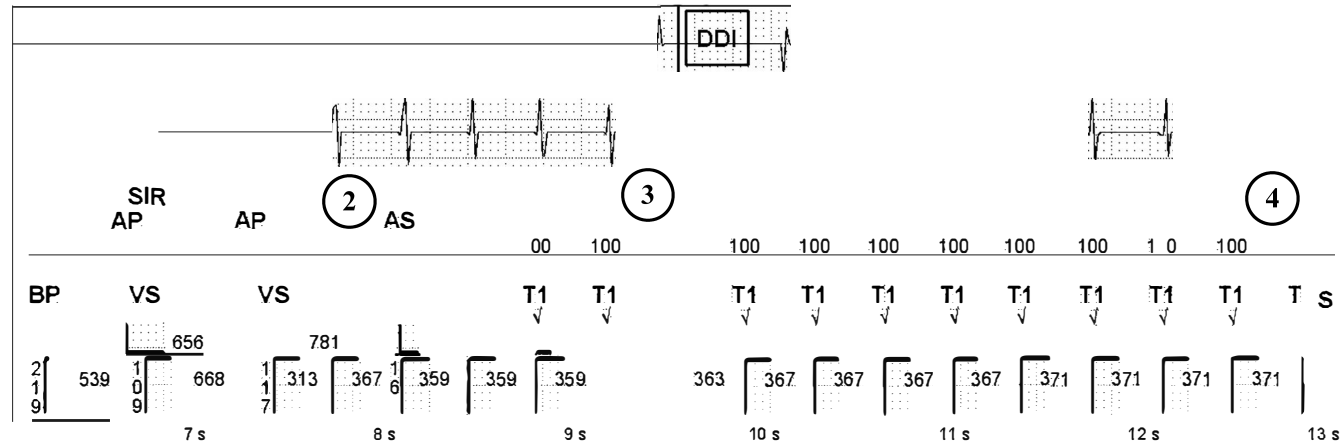
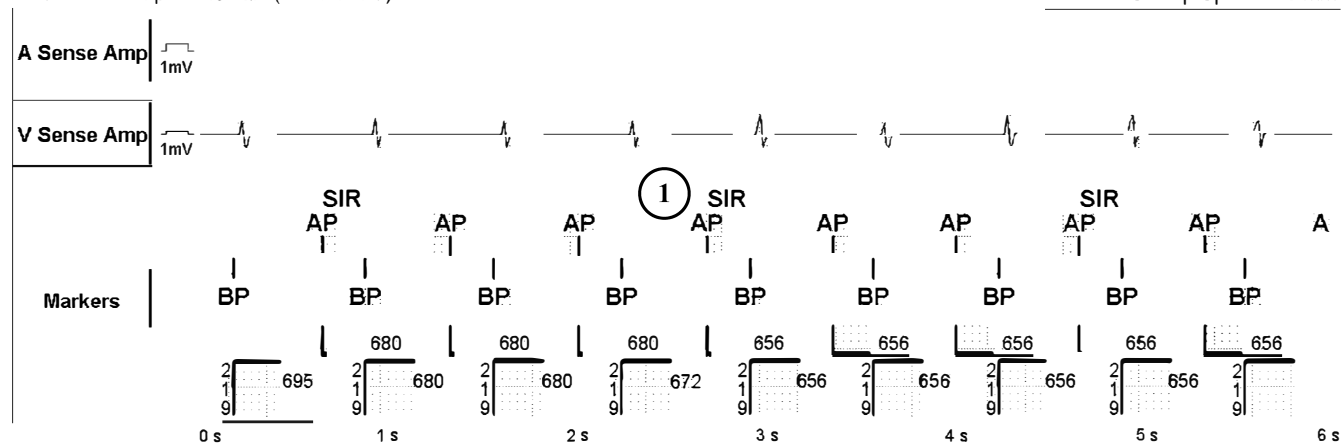
Page 2 of 3

1: A Sense Amp AutoGain (1.2 mm/mV)

3: Markers

2. V Sense Amp AutoGain (0.4 mm/mV)

Sweep Speed: 25 mm/s





Episode: VT-1 (162 bpm / 370 ms) (Continued)

VT/VF Episode 1 of 1

Page 3 of 3

1: A Sense Amp AutoGain (1.2 mm/mV)

3: Markers

2: V Sense Amp AutoGain (0.4 mm/mV)

Sweep Speed: 25 mm/s

